

PRODUCT CODE 0074

Apcolite Premium Satin Emulsion

Apcolite Premium Satin Emulsion provides rich Satin finish with high washability and excellent stain resistance.



WATER BASED

asianpaints

LEAD FREE* GUARANTEE

* All Asian Paints products contain no added Lead, Mercury, Arsenic or Chromium from April 2008.

PRODUCT BENEFITS

Rich Satin finish

Apcolite Premium Satin Emulsion offers rich Satin finish which means your walls get a Luxury look.

Advanced Stain Guard

Ensures Lower stain pick up & easy cleanability for different kind of household stains.

High Washability

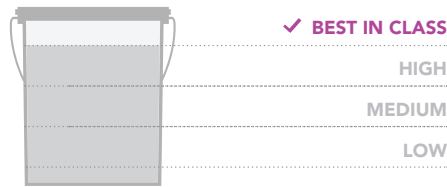
The film can withstand 65000 wash cycles which makes it is the perfect emulsion for high traffic walls.

Anti Fungal

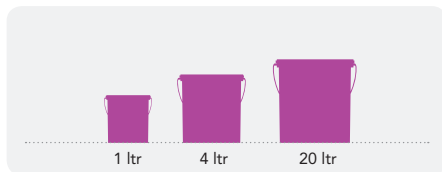
The Biopack in Apcolite Premium Satin Emulsion protects surfaces from Black spots and retains the beauty of your house!

PRODUCT FEATURES

WASHABILITY



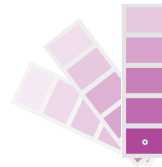
AVAILABLE PACKS



Shelf life: 3 years from date of manufacture in original tightly closed containers away from direct sunlight and excessive heat.

COLOURS AVAILABLE

1530*



*Currently available in more than 1530 shades as per the Asian Paints Colour Spectra.

FINISH



Refer to sheen levels in technical details

COVERAGE


On normal masonry surface after brushing



** Actual coverage may vary from the quoted coverage due to factors such as method and condition of application and surface roughness and porosity.

HOW TO APPLY

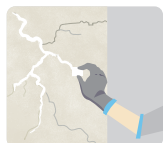
PRE PAINTING STEPS



PLASTER New Masonry surfaces must be allowed to cure completely. It is recommended to allow 28 days as the curing time for new masonry surfaces.



CLEANING Surface should be free from any loose paint, dust or grease. In case of areas having excessive dampness use Asian Paints DampBlock to limit further dampness.



FILLING FOR CRACKS For filling masonry upto 3mm use Asian Paints SmartCare Crack Seal.



FILLING FOR HOLES & DENTS In case of dents and holes use Asian Paints Acrylic Wall Putty or white cement and fine sand in the ratio 1:3.

Apcolite Premium Satin Emulsion should not be applied on surfaces/ substrates that are subjected to continuous seepage or dampness.

PAINT APPLICATION PROCESS

APPLICATION	CODE	THINNER	DILUTION %	APPLICATION VISCOSITY ¹	RECOATING PERIOD
STEP 1 SANDING SAND THE SURFACE WITH SAND PAPER 180 AND WIPE CLEAN					
STEP 2 DECOPRIME (ST) PRIMER / BRUSH / SPRAY	0359	MTO*	BRUSH 8 - 10 SPRAY 15 - 25	BRUSH 30 - 40 SPRAY 20 - 25	6 - 8 HRS
STEP 3 ACRYLIC WALL PUTTY / PUTTY KNIFE	1354	WATER	BASED ON REQUIREMENT	N/A	4 - 6 HRS
STEP 4 SANDING SAND THE SURFACE WITH SAND PAPER 180 AND WIPE CLEAN					
STEP 5 DECOPRIME (ST) PRIMER / BRUSH / SPRAY	0359	MTO*	BRUSH / ROLLER 8 - 10 SPRAY 15 - 25	BRUSH 30 - 40 SPRAY 20 - 25	6 - 8 HRS
STEP 6 SANDING SAND THE SURFACE WITH SAND PAPER 320 AND WIPE CLEAN					
STEP 7 FIRST COAT APCOLITE PREMIUM SATIN EMULSION BRUSH / SPRAY	0074	WATER	BRUSH 15 - 25 SPRAY 25 - 35	BRUSH 30 - 40 SPRAY 20 - 25	4 - 6 HRS
STEP 8 SECOND COAT APCOLITE PREMIUM SATIN EMULSION BRUSH / SPRAY	0074	WATER	BRUSH 15 - 25 SPRAY 25 - 35	BRUSH / ROLLER 30 - 35 SPRAY 20 - 25	4 - 6 HRS

1. As measured through a Ford cup.
* Mineral Turpentine Oil

HOW TO CHOOSE COLOURS

Browse through Asian Paints colour tools to help you find the right colour combination

COLOUR SPECTRA DECK*

INTERIOR COLOUR COMBINATIONS GUIDE

APCOLITE RANGE OF EMULSION SHADE CARD



*These shades are for reference only. Please refer to the Colour Spectra or Colour Palette for correct shade reference

ADDITIONAL INFORMATION

POST PAINTING CARE

For the best performance of the paint, ensure proper cleaning of all dust, oil and external particles, if any, at regular intervals of six months.

PRECAUTIONS

- > Do not apply when ambient temperature is less than 10°C or if the temperature might drop to this level within 4 hrs of application.
- > Do not over-thin or over-extend the brush.
- > Tint using machine colourant only
- > Stir well and strain before use.
- > Tinted paints need thorough shaking immediately after tinter addition as well as before use.

TECHNICAL DETAILS

- a. Drying time:** Surface dry 30 minutes
- b. Sheen levels:** 50 - 60 at 60 degree
- c. Flash point IS101/1987 Part 1, Sec 6:** NA
- d. Stability of thinned paint:** To be used within 24 hours

SAFETY FEATURES

- > Kindly refer to the MSDS of Apcolite Premium Satin Emulsion which gives detailed information on safety measures while handling the paint.
- > Keep out of reach of children and away from eatables.
- > May be harmful if swallowed. In case of ingestion seek immediate medical attention.
- > Wear eye protection during application. In case of contact with eyes, rinse immediately with plenty of water and seek medical advice.
- > In case of skin contact immediately wash skin with soap and plenty of water. Get medical attention if irritation develops or persists.
- > Do not pour leftover paint down the drain or in water courses.
- > In the event of spills, contain spillage using sand or earth.
- > No added Lead, Mercury or Chromium compounds.