

PRODUCT CODE 0038

Apcolite Advanced Shyne

Asian Paints Apcolite Advanced Shyne with advanced stain guard, makes wiping stains off walls an easy task, while still keeping your walls new and colourful.

PRODUCT BENEFITS

Advanced Stain Guard

Ensures lower stain pick up & easy cleaning for different kinds of household stains.

2X Film Strength

The film is twice as strong to a regular emulsion which ensures a durable finish.

Sheen Finish

Offers a sheen finish to give your walls a beautiful look.

Fungus And Mildew Resistance

Apcolite Advanced Emulsion is designed to protect your walls against unwanted fungus that can cause considerable damage.



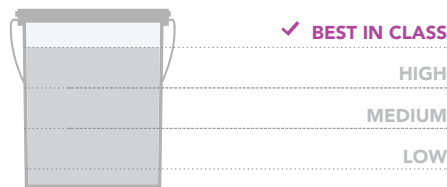
WATER BASED



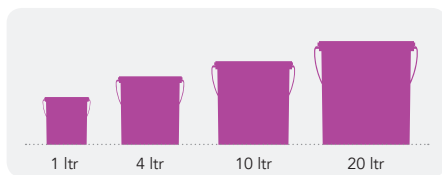
* All Asian Paints products contain no added Lead, Mercury, Arsenic or Chromium from April 2008.

PRODUCT FEATURES

WASHABILITY



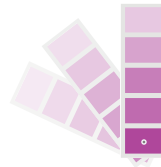
AVAILABLE PACKS



Shelf life: 3 years from date of manufacture in original tightly closed containers away from direct sunlight and excessive heat.

COLOURS AVAILABLE

1700+*



*Currently available in more than 1700 shades as per the Asian Paints Colour Spectra.

FINISH



Refer to sheen levels in technical details.

COVERAGE


On normal masonry surface after brushing



**Actual coverage may vary from the quoted coverage due to factors such as application condition, surface preparation and porosity.

HOW TO APPLY

PRE PAINTING STEPS



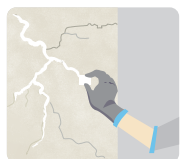
PLASTER

New masonry surfaces must be allowed to cure completely. It is recommended to allow 28 days as the curing time for new masonry surfaces.



CLEANING

Surface should be free from any loose paint, dust or grease. Growths of fungus, algae or moss should be removed by wire brushing and water. In case of areas having excessive dampness use Asian Paints DampBlock 2K to limit further dampness. When the underlying surface exhibits chalkiness, in spite of thorough surface cleaning, use Royale Wall Basecoat.



FILLING FOR CRACKS

For filling cracks upto 3mm use Asian Paints Crack Seal.



FILLING FOR HOLES & DENTS

In case of holes and dents use Asian Paints TruCare Super Putty.

PAINT APPLICATION PROCESS

APPLICATION	CODE	THINNER	DILUTION %	APPLICATION VISCOSITY ¹	RECOATING PERIOD
STEP 1 SANDING SAND THE SURFACE WITH SAND PAPER 180 AND WIPE CLEAN					
STEP 2 TRUCARE INTERIOR WALL PRIMER (ST) / TRUCARE INTERIOR WALL PRIMER (WT) BRUSH / ROLLER / SPRAY	0359	MTO*	BRUSH / ROLLER 8 - 10 SPRAY 15 - 20	BRUSH / ROLLER 30 - 40 SPRAY 20 - 25	6 - 8 HRS
	0360	WATER	80% - 100 %	BRUSH / ROLLER 30 - 40 SPRAY 20 - 25	4 - 6 HRS
STEP 3 TRUCARE ACRYLIC WALL PUTTY PUTTY KNIFE	1354	WATER	BASED ON REQUIREMENT	N/A	4 - 6 HRS
STEP 4 SANDING SAND THE SURFACE WITH SAND PAPER 180 AND WIPE CLEAN					
STEP 5 TRUCARE INTERIOR WALL PRIMER (ST) / TRUCARE INTERIOR WALL PRIMER (WT) BRUSH / ROLLER / SPRAY	0359	MTO*	BRUSH / ROLLER 8 - 10 SPRAY 15 - 20	BRUSH / ROLLER 30 - 40 SPRAY 20 - 25	6 - 8 HRS
	0360	WATER	80% - 100 %	BRUSH / ROLLER 30 - 40 SPRAY 20 - 25	4 - 6 HRS
STEP 6 SANDING SAND THE SURFACE WITH SAND PAPER 320 AND WIPE CLEAN					
STEP 7 FIRST COAT APCOLITE ADVANCED SHYNE OPTIONAL	0038	WATER	BRUSH 40 - 50 SPRAY 60 - 65	BRUSH 30 - 40 SPRAY 20 - 25	4 - 6 HRS
STEP 8 SECOND COAT APCOLITE ADVANCED SHYNE BRUSH / SPRAY	0038	WATER	BRUSH 40 - 50 SPRAY 60 - 65	BRUSH 30 - 40 SPRAY 20 - 25	4 - 6 HRS

1. As measured through a Ford cup. 2. Recoat period is quoted for 25°C and 50% Relative Humidity, these may vary under different conditions. * Mineral Turpentine Oil.

HOW TO CHOOSE COLOURS

Browse through Asian Paints colour tools to help you find the right colour combination

COLOUR SPECTRA DECK*

INTERIOR COLOUR COMBINATIONS GUIDE

APCOLITE EMULSION RANGE SHADE CARD



*These shades are for reference only. Please refer to the Colour Spectra or Colour Palette for correct shade reference

ADDITIONAL INFORMATION

VOC CONTENT



**LOW VOC
CONTENT**

Asian Paints Apcolite Advanced Shyne is a low VOC content emulsion.

PRECAUTIONS

- > Do not apply when ambient temperature is less than 10°C or if the temperature might drop to this level within 4 hours of application.
- > Do not over-thin or over-extend the brush.
- > Tint using Asian Paints machine colourants only
- > Stir well and strain before use.
- > Tinted paints need thorough shaking immediately after tinter addition as well as before use.

POST PAINTING CARE

For best performance ensure dry dust cleaning at regular intervals. Allow drying time of 3 weeks for proper film formation before any sponge cleaning with mild soap solution.

TECHNICAL DETAILS

- a. Drying time:** Surface dry time 30 minutes
- b. Sheen levels:** 6 - 10 at 60°GH
- c. Recoatability:** 4 hours
- d. Flash point IS101/1987 Part 1, Sec 6:** NA
- e. Stability of thinned paint:** To be used within 24 hours

SAFETY FEATURES

- > Kindly refer to the MSDS for Asian Paints Apcolite Advanced Shyne which gives detailed information on safety measures while handling the paint, which is available on request.
- > Store the container with the lid tightly closed in an upright position, in a cool, dry place.
- > Keep out of reach of children and away from eatables.
- > May be harmful if swallowed. In case of ingestion seek immediate medical attention.
- > Wear eye protection during application. In case of contact with eyes, rinse immediately with plenty of water and seek medical advice.
- > In case of skin contact immediately wash skin with soap and plenty of water. Get medical attention if irritation develops or persists.
- > Do not breathe vapour or spray. It is recommended to wear suitable nose pad during sanding and surface preparation to avoid dust inhalation.
- > Do not pour leftover paint down the drain or in water courses.
- > In the event of spills, contain spillage using sand or earth.
- > No added Lead, Mercury or Chromium compounds.